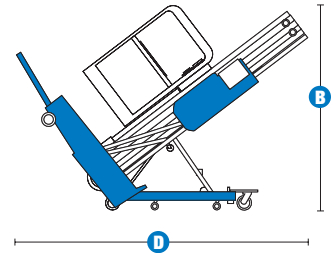
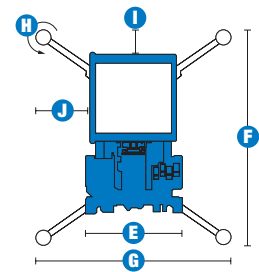
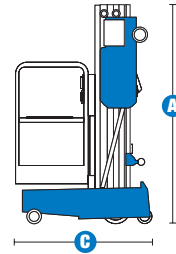


Specifications

MODELS	AWP™-36S		AWP™-40S	
	US	Metric	US	Metric
MEASUREMENTS				
Working height*	42 ft 5 in	13.10 m	46 ft 4 in	14.29 m
Platform height	36 ft 5 in	11.10 m	40 ft 4 in	12.29 m
A Height - stowed (Standard, Narrow) stowed (RT)	9 ft 1.5 in	2.78 m	9 ft 1.5 in	2.78 m
B tilted back** (Standard)	6 ft 3.5 in	1.92 m	6 ft 6 in	1.98 m
C Length - stowed (Standard) stowed (Narrow) stowed (RT)	4 ft 7 in	1.40 m	4 ft 8 in	1.42 m
D Length - tilted back**	9 ft 9 in	2.97 m	9 ft 9 in	2.97 m
E Width (Standard) Width (Narrow) Width (RT)	2 ft 5 in	.74 m	2 ft 5 in	.74 m
PRODUCTIVITY				
Lift capacity	350 lbs	159 kg	300 lbs	136 kg
ANSI/CSA:				
F G Outrigger footprint (l/w) (Standard)	6 ft 11 in/6 ft 3 in	2.1/1.9 m	7 ft 5 in/6 ft 9 in	2.26/2.06 m
H G Outrigger footprint (l/w) (Narrow/RT) Corner access*** (Standard)	2 ft 5 in	.74 m	2 ft 7 in	.79 m
I H Corner access*** (Narrow/RT) Wall access front/side (Standard)	1 ft 2 in/2 ft 1 in	.36/.64 m	1 ft 3 in/2 ft 4 in	.38/.71 m
J I Wall access front/side (Narrow/RT)				
CE/AUS/PB Indoor:				
F G Outrigger footprint (l/w) (Standard)	6 ft 11 in/6 ft 3 in	2.12/1.91 m	7 ft 5 in /6 ft 9 in	2.26/2.06 m
H G Outrigger footprint (l/w) (Narrow/RT) Corner access*** (Standard)	2 ft 5 in	.74 m	2 ft 7 in	.79 m
I H Corner access*** (Narrow/RT) Wall access front/side (Standard)	1 ft 2 in/2 ft 1 in	.36/.64 m	1 ft 3 in/2 ft 4 in	.38/.71 m
J I Wall access front/side (Narrow/RT)				
CE/AUS/PB Outdoor:				
F G Outrigger footprint (l/w) (Standard)	11 ft 7 in/10 ft 11 in	3.53/3.33 m	12 ft 9 in/12 ft 1 in	3.89/3.68 m
H G Outrigger footprint (l/w) (Narrow/RT) Corner access*** (Standard)	3 ft 4 in	1.02 m	3 ft 8 in	1.12 m
I H Corner access*** (Narrow/RT) Wall access front/side (Standard)	3 ft 4 in/4 ft 4 in	1.02/1.32 m	3 ft 8 in/5 ft	1.12/1.52 m
J I Wall access front/side (Narrow/RT)				
Platform Dimensions: (l/w/h)				
Standard	27/26/44.75 in	.69/.66/1.14 m	27/26/44.75 in	.69/.66/1.14 m
Gated standard	27/26/44.75 in	.69/.66/1.14 m	27/26/44.75 in	.69/.66/1.14 m
Gated ultra narrow	22/18/44.75 in	.56/.46/1.14 m	22/18/44.75 in	.56/.46/1.14 m
Gated narrow	26/20/44.75 in	.66/.51/1.14 m	26/20/44.75 in	.66/.51/1.14 m
Standard fiberglass	29/26.5/43.5 in	.74/.67/1.10 m	29/26.5/43.5 in	.74/.67/1.10 m
Narrow fiberglass	26/22/43.5 in	.66/.56/1.10 m	26/22/43.5 in	.66/.56/1.10 m
POWER				
Power source - AC or DC models	12V DC / 110/50-60 Hz or 220/50-60 Hz AC		12V DC / 110/50-60 Hz or 220/50-60 Hz AC	
WEIGHT				
AC models (Standard)	1,017 lbs	461 kg	1,040 lbs	472 kg
AC models (Narrow/RT)				
DC models (Standard)	1,107 lbs	502 kg	1,130 lbs	513 kg
DC models (Narrow/RT)				
Air motor (Standard)				
Air motor (Narrow/RT)				
STANDARDS COMPLIANCE	ANSI A92.3, CSA B354.1, CE Compliance, AS 1418.10			



* The metric equivalent of working height adds 2 m to platform height. U.S. adds 6 ft to platform height.
 ** Tilt back height with standard platform. For tilt back height with other platforms, please contact your sales representative.
 *** Corner of platform top rail to corner of wall with ability to rotate leveling jack handle.

Features

EASILY CONFIGURED TO MEET YOUR NEEDS

PLATFORM OPTIONS

- Sliding mid-rail standard platform
- Gated standard platform
- Gated ultra narrow platform
- Gated narrow platform
- Standard fiberglass platform
- Narrow fiberglass platform

POWER OPTIONS

- AC power 85V / 50-60 Hz
- AC power 110V / 50-60 Hz
- AC power 220V / 50-60 Hz
- DC 12V with 110V / 230V / 50-60 Hz with worldwide automatic “smart” charging system
- Air motor power 1.5 hp (1.1 kW) (AWP-30 only)

BASE OPTIONS

- Standard base
- Narrow base (AWP-20, -25, -30 only)
- Rough terrain (RT) base (AWP-20, -25, -30 only)

OPTIONS & ACCESSORIES

PRODUCTIVITY

- Super-straddle
- Gated standard platform
- Gated ultra narrow platform
- Gated narrow platform
- Standard fiberglass platform
- Narrow fiberglass platform
- Narrow base conversion kit (AWP-20, -25, -30 RT only)
- RT conversion kit (AWP-20, -25, -30 Narrow only)
- Tilt-back frame (option on AWP-20, -25, -30 only)
- Operational warning light and descent alarm package
- Tool tray
- Fluorescent tube caddy
- Platform locating laser light

POWER

- Air motor power 1.5 hp (1.1 kW) (AWP-30 only)



STANDARD FEATURES

MEASUREMENTS

AWP™-20S

- 26 ft 1 in (8.12 m) working height
- 20 ft 1 in (6.12 m) platform height
- 2 ft 5 in (.74 m) standard base width
- 1 ft 10 in (.56 m) narrow base width
- 2 ft 6 in (.76 m) RT base width
- Up to 350 lb (159 kg) lift capacity

AWP™-25S

- 30 ft 10 in (9.57 m) working height
- 24 ft 10 in (7.57 m) platform height
- 2 ft 5 in (.74 m) standard base width
- 1 ft 10 in (.56 m) narrow base width
- 2 ft 6 in (.76 m) RT base width
- Up to 350 lb (159 kg) lift capacity

AWP™-30S

- 35 ft 6 in (11.02 m) working height
- 29 ft 6 in (9.02 m) platform height
- 2 ft 5 in (.74 m) standard base width
- 1 ft 10 in (.56 m) narrow base width
- 2 ft 6 in (.76 m) RT base width
- Up to 350 lb (159 kg) lift capacity

AWP™-36S

- 42 ft 5 in (13.10 m) working height
- 36 ft 5 in (11.10 m) platform height
- 2 ft 5 in (.74 m) standard base width
- Up to 350 lb (159 kg) lift capacity

AWP™-40S

- 46 ft 4 in (14.29 m) working height
- 40 ft 4 in (12.29 m) platform height
- 2 ft 5 in (.74 m) standard base width
- Up to 300 lb (136 kg) lift capacity

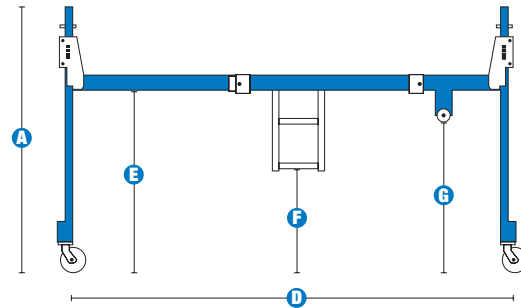
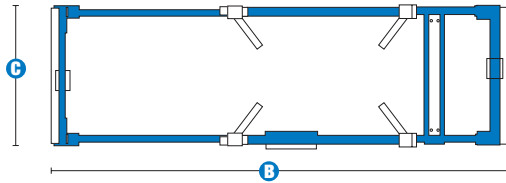
PRODUCTIVITY

- Auxiliary platform lowering
- Most rigid mast in the industry
- Rocker base system for maneuverability
- Tilt back frame (standard on AWP-36, -40)
- Easily rolls through standard doorways
- AC power to platform
- Dual activated up/down switch
- Ground fault interrupt (ANSI / CSA only)
- Small outrigger footprints
- Outrigger storage sockets
- Easy loading in pickup trucks
- Tie down attachment points
- Overhead crane attachment point
- Wide forklift pockets
- Rear access forklift pocket
- LED lights confirm proper set-up

POWER

- AC power 85V / 50-60 Hz
- AC power 110V / 50-60 Hz
- AC power 220V / 50-60 Hz
- DC power 110V / 230V / 50-60 Hz with worldwide automatic “smart” charging system

Specifications



SUPER STRADDLE MODELS	AWP™-20S		AWP™-25S		AWP™-30S	
MEASUREMENTS	US	Metric	US	Metric	US	Metric
A Height	5 ft 10 in	1.78 m	5 ft 10 in	1.78 m	5 ft 10 in	1.78 m
B Length (adjustable)	9 ft 1 in – 10 ft 8 in	2.77 – 3.25 m	9 ft 1 in – 10 ft 8 in	2.77 – 3.25 m	9 ft 1 in – 10 ft 8 in	2.77 – 3.25 m
C Width	3 ft 2 in	.97 m	3 ft 2 in	.97 m	3 ft 2 in	.97 m
Width with required outriggers						
ANSI, CSA	5 ft 9 in	1.75 m	5 ft 9 in	1.75 m	6 ft 9 in	2.05 m
CE, AUS	5 ft 9 in	1.75 m	6 ft 9 in	2.05 m	7 ft 7 in	2.31 m
D Wheelbase (adjustable)	8 ft 8 in – 10 ft 8 in	2.64 - 3.25 m	8 ft 8 in – 10 ft 8 in	2.64 - 3.25 m	8 ft 8 in – 10 ft 8 in	2.64 - 3.25 m
E Straddle clearance	4 ft	1.22 m	4 ft	1.22 m	4 ft	1.22 m
F Height to ladder	2 ft 3 in	.69 m	2 ft 3 in	.69 m	2 ft 3 in	.69 m
G Height to fixed wheel	3 ft 4 in	1.02 m	3 ft 4 in	1.02 m	3 ft 4 in	1.02 m
Storage dimensions (l/w/d)	80/37/24 in	2.03/0.94/0.61 m	80/37/24 in	2.03/0.94/0.61 m	80/37/24 in	2.03/0.94/0.61 m
WEIGHT						
	580 lbs	263 kg	580 lbs	263 kg	580 lbs	263 kg

SUPER STRADDLE MODELS	AWP™-36S		AWP™-40S	
MEASUREMENTS	US	Metric	US	Metric
A Height	5 ft 10 in	1.78 m	5 ft 10 in	1.78 m
B Length (adjustable)	9 ft 1 in – 10 ft 8 in	2.77 – 3.25 m	9 ft 1 in – 10 ft 8 in	2.77 – 3.25 m
C Width	3 ft 2 in	.97 m	3 ft 2 in	.97 m
Width with required outriggers				
ANSI, CSA	8 ft 5 in	2.57 m	9 ft 1 in	2.77 m
CE, AUS	8 ft 5 in	2.57 m	9 ft 1 in	2.77 m
D Wheelbase (adjustable)	8 ft 8 in – 10 ft 8 in	2.64 - 3.25 m	8 ft 8 in – 10 ft 8 in	2.64 - 3.25 m
E Straddle clearance	4 ft	1.22 m	4 ft	1.22 m
F Height to ladder	2 ft 3 in	.69 m	2 ft 3 in	.69 m
G Height to fixed wheel	3 ft 4 in	1.02 m	3 ft 4 in	1.02 m
Storage dimensions (l/w/d)	80/37/24 in	2.03/0.94/0.61 m	80/37/24 in	2.03/0.94/0.61 m
WEIGHT				
	580 lbs	263 kg	580 lbs	263kg

Genie United States

18340 NE 76th Street
P.O. Box 97030
Redmond, Washington 98073-9730

Telephone **+1 (425) 881-1800**
Toll Free in USA/Canada **+1 (800) 536-1800**
Fax +1 (425) 883-3475

Genie Europe

Millennium House
Brunel Drive
Newark NG24 2DE
UK

Telephone **+44 (0)1476 584333**
Fax +44 (0)1476 584334

Email: infoeurope@genieind.com

Distributed By:

Effective Date: January, 2009. Product specifications and prices are subject to change without notice or obligation. The photographs and/or drawings in this document are for illustrative purposes only. Refer to the appropriate Operator's Manual for instructions on the proper use of this equipment. Failure to follow the appropriate Operator's Manual when using our equipment or to otherwise act irresponsibly may result in serious injury or death. The only warranty applicable to our equipment is the standard written warranty applicable to the particular product and sale and we make no other warranty, express or implied. Products and services listed may be trademarks, service marks or trade-names of Terex Corporation, Genie Industries, Inc. and/or their subsidiaries in the U.S.A. and many other countries and all rights are reserved. Terex is a Registered Trademark of Terex Corporation in the U.S.A. and many other countries. Genie is a Registered Trademark of Genie Industries, Inc. in the U.S.A. and many other countries. Genie is a Terex Company. © 2009 Terex Corporation.